



Squiggles Early Activity System

User Manual



Supporting
Children



The Squiggles Early Activity System is designed to offer a range of therapeutic positions and activity suggestions for early intervention. This manual shows how you can quickly, easily and safely make use of all the functions. The instructions on safety and maintenance will ensure that you will enjoy the use of this product for a long time.

CONTENTS

1. INTENDED USE	p.04
2. DECLARATION OF CONFORMITY	p.04
3. TERMS OF WARRANTY	p.04
4. PRODUCT HISTORY RECORD	p.04
5. PRODUCT TRAINING RECORD	p.06
6. SAFETY INFORMATION	p.05
7. HOW TO UNPACK AND ASSEMBLE	p.06
8. MAINTENANCE INFORMATION	p.08
9. TECHNICAL INFORMATION	p.11
10. SIZING INFORMATION	p.12

SECTION 01: INTENDED USE

The Squiggles Early Activity System has been designed for special care babies from birth to 36 months for Early Intervention use at home or in the care environment.

SECTION 02: DECLARATION OF CONFORMITY

The Squiggles Early Activity System is classified as a Class I Medical Device under EU and UK regulations. James Leckey Design Ltd as manufacturer with sole responsibility declares that the Leckey Squiggles Early Activity System conforms to the requirements of the 93/42/EEC Guidelines, Medical Device Regulations 2017, UK Medical Devices Regulation 2002 and EN 12182 Technical aids for disabled persons and test methods.

SECTION 03: TERMS OF WARRANTY

The warranty applies only when the product is used according to the specified conditions and for the intended purposes, following all manufacturers' recommendations (also see general terms of sale, delivery and payment). A two year warranty is provided on all Leckey manufactured products and components.

SECTION 04: PRODUCT HISTORY RECORD

Your Leckey product is classified as a Class 1 Medical device and as such should only be prescribed, set up or reissued for use by a technically competent person who has been trained in the use of this product. Leckey recommend that a written record is maintained to provide details of all setups, reissue inspections and annual inspections of this product.

SECTION 05: PRODUCT TRAINING RECORD

Your Leckey product is a prescribed Class 1 Medical Device and as such Leckey recommend that parents, teachers and carers using the equipment should be made aware of the following sections.

Leckey recommend that a written record is maintained of all those who have trained in the correct use of this product.

SECTION 06: SAFETY INFORMATION

1. Always read instructions fully before use.
2. Users should not be left unattended at any time whilst using Leckey equipment.
3. Only use Leckey approved components with your product. Never modify the product in any way. Failure to follow instructions may put the user or carer at risk and will invalidate the warranty on the product.
4. If in any doubt about the safe use of your Leckey product or if any parts should fail, please cease using the product and contact our customer services department or your local dealer as soon as possible.
5. Always ensure the user is secure in the product.
6. Always use the product on a level surface.
7. Always use the Floor mat as a base of support and never use the other components on their own.
8. Always ensure the hooky Velcro® components are faced away from the user at all times.
9. Leckey products comply with fire safety regulations in accordance with EN12182. However, the product should be kept away from all direct sources of heat including naked flames, cigarettes, electric and gas heaters.
10. Clean the product regularly. Do not use abrasive cleaners. Carry out maintenance checks on a regular basis to ensure your product is in good working condition.
11. The product is designed for indoor use and when not in use should be stored in a dry place that is not subjected to extremes of temperature. The safe operating temperature range of the product is +5 to +40 degrees Celsius.

SECTION 07: HOW TO UNPACK AND ASSEMBLE

Check parts

Congratulations on purchasing your Squiggles Early Activity System. When opening the box, take care not to cut through the box as you may damage some of the parts contained inside. All of the parts will be contained in polythene bags with each one clearly labelled. Carefully remove them from the box and check you have all the parts you have ordered.



Keep polythene bags away from children

Components

All the components will arrive ready for use. Simply unfasten the mat and fold flat, remove the rolls and wedges from the Squiggles bag and you are ready to start using the product.

The activity suggestions within the five key positions, back lying (supine), tummy lying (prone), side lying, floor sitting (long sitting) and hands and knees (four point kneeling) describe in detail how to setup and make full use of the system.

The Early Activity System Designed to have an infinite number of combinations, the interchangeable positional supports are listed with some of their most common uses. All the postural supports are contained in a compact Squiggles carrier bag for easy storage.

1. Cushioned Floor Mat

Covered with “fluffy” Velcro so that all the supports can be quickly and easily attached and removed, this comfy floor mat also has Velcro on the underside for additional positioning options.

2. Head Support

Contoured to cradle the head, this support can be used on its own, or with its removable lateral pieces. While particularly useful in back lying or side lying, the lateral supports can also be used with other components for extra positioning possibilities.

3. Sitting Support

This profiled cushion is designed to give your child lower back support, while allowing the hands to be free for activity and function. When used in conjunction with the other elements additional front, rear or side support can be increased.

4. Trunk Wedge

Primarily designed for use in tummy lying to provide trunk support, this wedge can also be used below the head in back lying to encourage chin tuck, or below the bottom in floor sitting (along with the sitting support) to give a slight forward or rearward tilt, depending on the position desired.

5. Positioning Straps

Use these versatile straps in addition to the rolls for extra support when needed at the front, sides or back. Alternatively, use them on their own for a reduced level of support when the rolls are no longer required.

6. Four Flexible Rolls

The rolls, in two sizes, can be used on or below the floor mat, and on their own or with the other support elements to provide just the right level of postural support.

7. Fabric

The fabric used on the positional supports is a high grade textile which is almost 100 times more resistant to wear than standard vinyls.

The fabric has permanent anti-fungal and anti-bacterial properties which greatly minimise the risk of cross infection. Bacteria such as MRSA cannot grow on the fabric.

The soft touch fabric is easily cleaned using alcohol wipes so machine washing is not required.



SECTION 08: MAINTENANCE INFORMATION

How to maintain

When cleaning we recommend that you use only warm water and a non-abrasive detergent. Never use organic solvents or dry cleaning fluids.

Upholstery and fabrics

Mat

The mat is designed to enable the positioning components to be attached via the hook and loop receiving panels. The mat can be washed at 40 degrees and tumble dried at low temperature.

Remove the plastic inner before washing.

To remove the inner, open the zip at the back, fold the mat in half and slide the plastic insert out. To insert after washing reverse the process.

Positional components

The fabric used on the positional supports is a high grade textile which is almost 100 times more resistant to wear than standard vinyls.

The fabric has permanent anti-fungal and anti-bacterial properties which greatly minimise the risk of cross infection. Bacteria such as MRSA cannot grow on the fabric.

The soft touch fabric is easily cleaned so machine washing is not required.

Cleaning the fabric (manufacturer guidelines)

The most effective way to clean the fabric is by using warm water and a detergent, such as Fairy Liquid following the simple steps shown below.

1. Soak a cloth eg a J cloth in warm water and wring out the excess liquid. (For body fluids eg. blood, urine, use cold water).
2. Apply a small amount of detergent onto the cloth.
3. Clean the fabric paying particular attention to badly stained areas.
4. Apply the cloth to the fabric using a firm circular motion.
5. A nylon nailbrush can be used on more stubborn stains. This fabric is extremely durable and brushing it will not cause any damage.
6. Rinse off the surface of the fabric with warm water ensuring all soap residue is removed. This fabric is totally waterproof. Water will not penetrate the surface of the fabric and get through to the foam filling. However, care should be taken where there are stitch lines as liquid may seep through.

7. The fabric can then be either left to dry naturally or any excess surface moisture can be mopped up using paper towels.
8. Once the fabric has dried it is advisable to lightly brush the surface using a soft brush.
9. More stubborn stains can be removed using mineral spirit or isopropyl alcohol providing the area being cleaned off is washed with soap and water immediately afterwards. A half cup of household bleach to 5 litres of water can also be used as a useful disinfectant.
10. Chlorine based cleaning agents such as CHLOR-CLEAN or HAZ-TABS can be used to disinfect the product providing they do not contain more than 10% chlorine by volume.
11. When using a proprietary product it is important to follow the directions on the container.
12. Never use organic solvents such as dry cleaning fluids.
13. Always ensure the product is dry before use.

As an alternative to the steps outlined above, alcohol wipes can be used as an effective means of cleaning to prevent cross infection.

Following independent testing excellent stain removal has been found for -

Simulated Vomit (Porridge), Simulated Vomit (Pureed Carrot), Orange Juice, Gravy, Toast/Butter/Marmite, Tomato Sauce, Salad Cream/Mayonnaise, Lipstick, Nail Varnish, Ball Point Pen Marks, Soy Sauce, Fruit Juice, Animal Blood, Urine, Iodine, Betadine, Suntan Lotion, Grease.

Antifungal/Antimicrobial Properties

The upholstery used on the positional components has an antifungal and antimicrobial treatment which helps to prevent and contain cross-infection. This treatment is permanent and cannot be washed out. If you clean your product using the methods described the risk of cross-infection will be greatly reduced.

Plastic components

1. Soap and water or antibacterial spray can be used for daily cleaning.
2. For deep cleaning a low pressure steam cleaner can be used.
3. Do not use solvents eg Cellulose Thinners to clean plastic or metal components.
4. Make sure the product is dry before use.

Daily Product Inspection (Therapists, parents and carers)

We recommend that daily visual checks of the equipment are carried out by therapists, carers or parents

to ensure the product is safe for use. The recommended daily checks are detailed below.

Check all upholstery and Velcro® for signs of wear and tear.

If in any doubt about the safe use of your Leckey product or if any parts should fail, please cease using the product and contact our customer service department or your local dealer as soon as possible.

Reissuing Leckey Products

Most Leckey products are assessed and ordered to meet the needs of an individual user. Before reissuing a product we recommend that the therapist prescribing the product has carried out an equipment compatibility check for the new user and has ensured that the product being reissued contains no modifications or special attachments.

A detailed technical inspection should be carried out on the product prior to reissuing. This should be carried out by a technically competent person who has been trained in the use and inspection of the product. Please refer to section 13 for the required checks to be carried out.

Ensure the product has been cleaned thoroughly in accordance with this manual.

Ensure a copy of the Activity Development Programme is supplied with the product. Leckey recommend that a written record is maintained of all product inspections carried out during the reissue of the product.

Product Servicing

Servicing of all Leckey products should only be carried out by technically competent persons who have been trained in the use of the product.

In the UK & ROI please contact the Leckey Service Centre on UK 0800 318265 or ROI 1800 626020 and our customer service department will be delighted to assist you with your servicing requirements.

All international service enquiries should be directed to the appropriate Leckey distributor who will be delighted to assist you. For further information on Leckey distributors please visit our website www.leckey.com

SECTION 09: TECHNICAL INFORMATION

Product Code: 130-600

Includes; floor mat, sitting support, trunk wedge, head support, 2 positioning straps, 2 medium rolls, 2 small rolls, Squiggles Duffle bag and a copy of the Activity Development Programme.





















SECTION 10: SIZING INFORMATION

Technical Details	
Max User Weight	15kg / 33lbs
Age	Max 36 months
Stature	Max 1000mm / 39.4 inches
System Dimensions	
Floor Mat	
Width	1760mm / 26.3 inches
Length	950mm / 37.4 inches
Sitting Support	
Height	190mm / 7.4 inches
Depth	300mm / 11.8 inches
Seat width	
Min	200mm / 7.9 inches
Max	250mm / 9.8 inches
Support Roll small	
Width	60mm / 2.4 inches
Length	600mm / 23.6 inches
Support Roll medium	
Diameter	80mm / 3.2 inches
Length	700mm / 27.5 inches
Trunk Wedge	
Width	270mm / 10.6 inches
Length	208mm / 8.2 inches
Angle	7.5 degrees
Positioning Straps	
Width	80mm / 3.14 inches
Length	660mm / 25.9 inches

For more information please
visit **leckey.com**

Table of Symbols

Symbol	Meaning
	Manufacturer
	Product code
	Max occupancy weight
	Serial number
	Read the Instructions for Use
	CE mark
	UKCA mark
	Medical Device
	Warning
	Do not dispose in domestic waste
	Date of Manufacture
	Latex free
	Unique Device Identification
	Machine wash- water temperature 40°C
	Do not bleach
	Do not tumble-dry
	Do not iron
	Do not dry-clean



USA Distributor

Sunrise Medical (US) LLC
2842 N Business Park Avenue
Fresno, CA 93727

T: 1-800-333-4000
F: 1-800-300-7502
E: customseating@sunmed.com

sunrisemedical.com

Canadian Distributor

Sunrise Medical
237 Romina Drive, Unit 3,
Concord, ON, L4K 4V3

T: +1.800.263.3390
F: +1.800.561.5834
E: mkt.canada@sunmed.com

sunrisemedical.ca

**UK
CA**

Please visit leckey.com for a full list of Leckey distributors.

Leckey,
19c Ballinderry Road
Lisburn, BT28 2SA
Northern Ireland

[+44] 28 9260 0750
hello@leckey.com



leckey.com



LS182-07